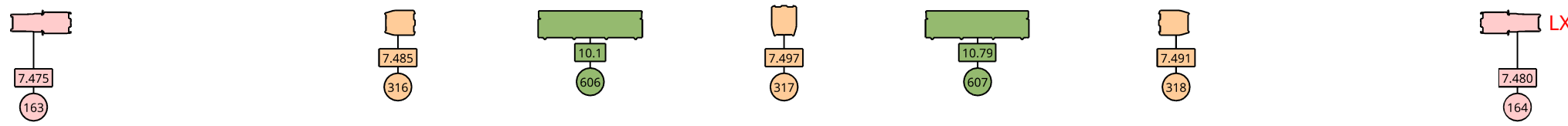
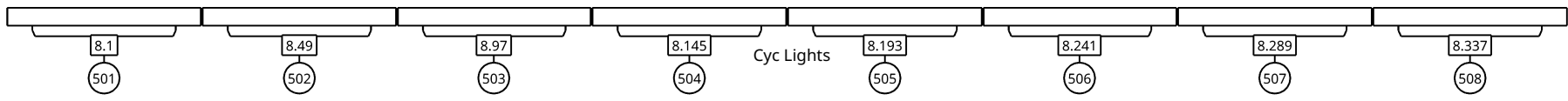
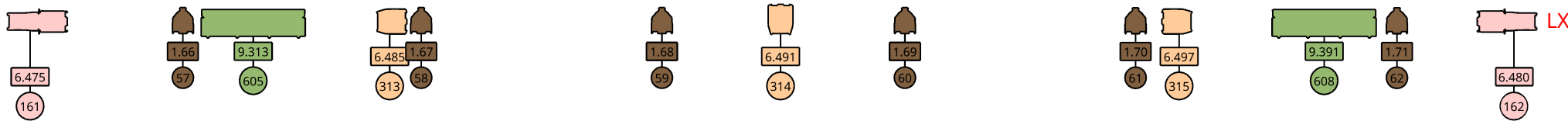


UP Stage Traveler

LX6

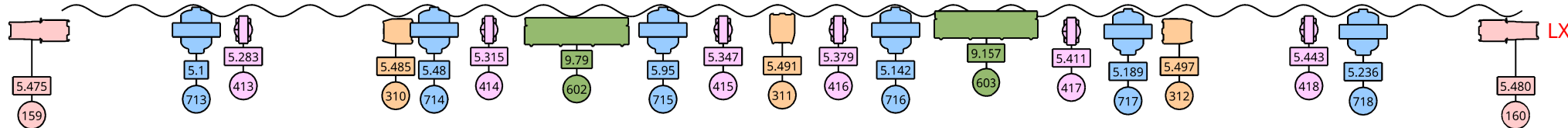


LX4

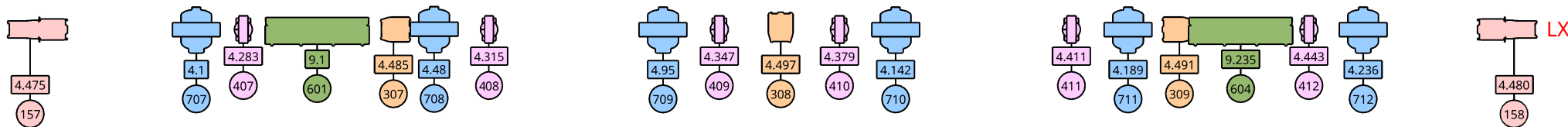


Mid Stage Traveler

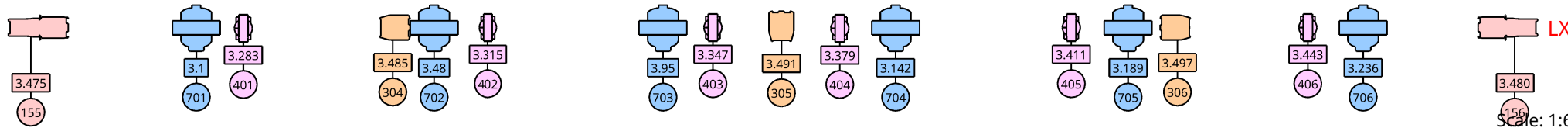
LX3



LX2










LX1



Scale: 1:60

Symbol Key

-  Maverick Force S Profile  
☑ 47 Channel Mode (47 Chs)
-  Robin SVB1  
☑ 1: Wash Mode (32 Chs)
-  ColorSource Spot Zoom 25°-50°,  
ColorSource Spot Zoom 25°-50°  
(Deep Blue)  
☑ 5 Channel Mode (5 Chs)
-  ColorSource Fresnel V MAX  
☑ 6 Channel Mode (6 Chs)
-  Chorus Line 16  
☑ Extended Mode (78 Chs)
-  Color Force II 72  
☑ RGBA Mode (48 Chs)
-  Source Four PARnel

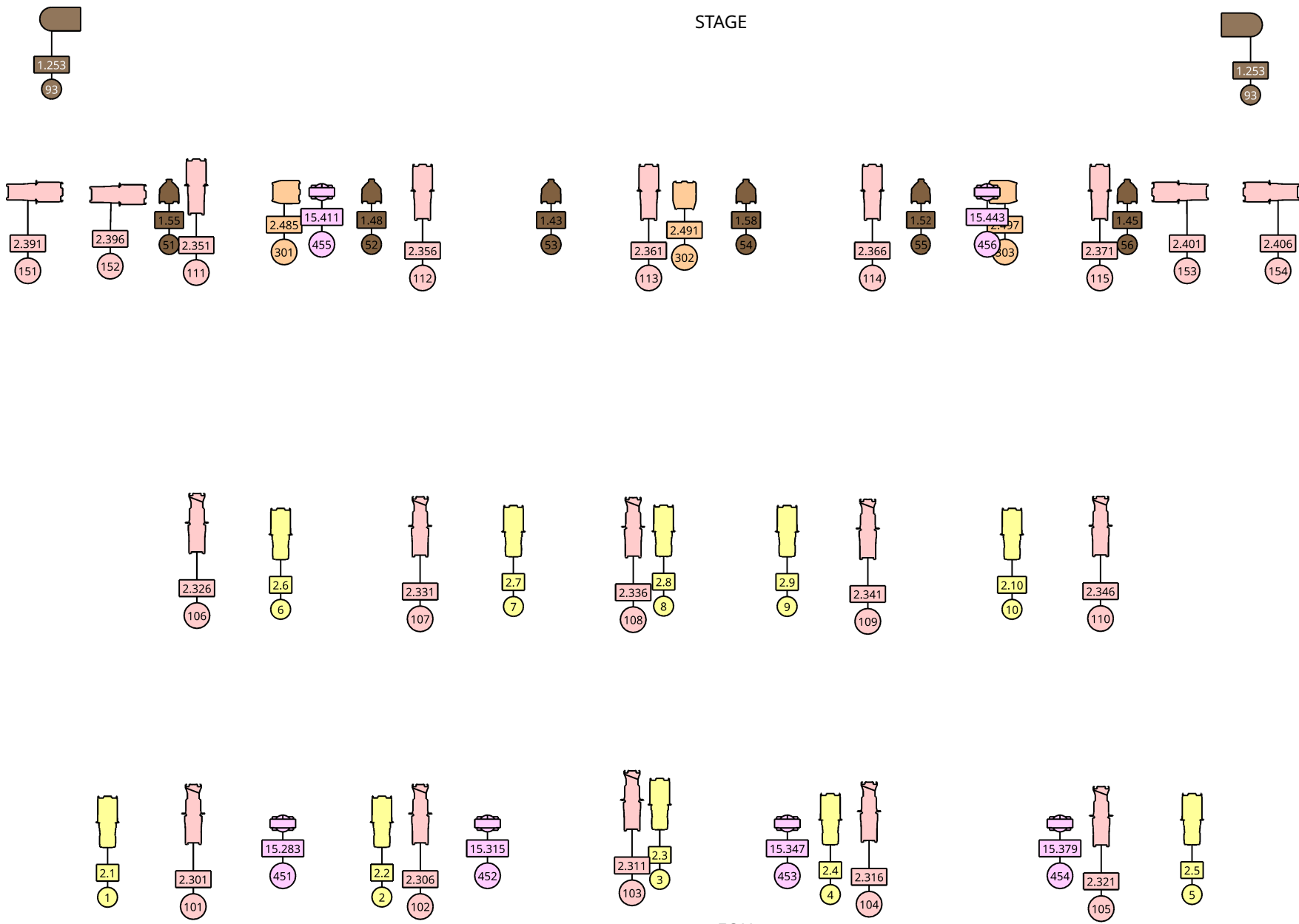
Kelowna Community Theatre

1375 Water Street, Kelowna BC.

Stage	Rev Date
	2026-06-08



STAGE



Coves

FOH 1

FOH 2






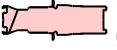
FOH 3

FOH 4

FOH

Scale: 1:61.47

Symbol Key

-  Maverick Force S Profile  
 47 Channel Mode (47 Chs)
-  Robin SVB1  
 1: Wash Mode (32 Chs)
-  ColorSource Spot Zoom  
25°-50°, ColorSource Spot Zoom 25°-50° (Deep Blue)  
 5 Channel Mode (5 Chs)
-  Source 4WRD Zoom 25°-50°
-  PARnel Blinder
-  ColorSource Spot 26° EDLT (Deep Blue) (10)  
 5 Channel Mode

Kelowna Community Theatre

1375 Water Street, Kelowna BC.

Plot	FOH	Rev Date	2026-06-08
------	-----	----------	------------





# Kelowna Community Theatre - LX Fixture patch - GUEST LD

1375 Water Street, Kelowna BC.

## Network

sACN IP Range: 10.101.101.XXX

Subnet Mask 255.255.255.0

## Systems

MA3 Full Size Soft. Ver. 2.4.2.0

ETC GiO Soft. Ver. 3.3.5.69

Capture Visualizer Ver. 2026.0.37

QLab Soft. Ver. 5.10

## NOTE:

Robe SVB1 Fixture type has to be modified to the following:

Dimmer 1 (General Dimmer)      DMX CH 19,20

Dimmer 2 (Center Pixel Dimmer)    DMX CH 24

Dimmer 3 (White Strobe Dimmer)    DMX CH 22,23

Strobe 2 (White Strobe Rate)      DMX CH 21

Hazer Antari HZ-350	1.501
House Lights	1.512
Disco Ball	1.100

## 1 Stage Moving Spots, Chauvet Maverick Force S Profile

Location	Channel	Patch	Mode
LX1	701	3.1	47 Channel
LX1	702	3.48	47 Channel
LX1	703	3.95	47 Channel
LX1	704	3.142	47 Channel
LX1	705	3.189	47 Channel
LX1	706	3.236	47 Channel
LX2	707	4.1	47 Channel
LX2	708	4.48	47 Channel
LX2	709	4.95	47 Channel
LX2	710	4.142	47 Channel
LX2	711	4.189	47 Channel
LX2	712	4.236	47 Channel
LX3	713	5.1	47 Channel
LX3	714	5.48	47 Channel
LX3	715	5.95	47 Channel
LX3	716	5.142	47 Channel
LX3	717	5.189	47 Channel
LX3	718	5.236	47 Channel

## 2 Stage Moving Wash, Robe Robin SVB1

Location	Channel	Patch	Mode
LX1	401	3.283	1: Wash [Colour Mixing Mode=RGBW] 2.0
LX1	402	3.315	1: Wash [Colour Mixing Mode=RGBW] 2.0
LX1	403	3.347	1: Wash [Colour Mixing Mode=RGBW] 2.0
LX1	404	3.379	1: Wash [Colour Mixing Mode=RGBW] 2.0
LX1	405	3.411	1: Wash [Colour Mixing Mode=RGBW] 2.0
LX1	406	3.443	1: Wash [Colour Mixing Mode=RGBW] 2.0
LX2	407	4.283	1: Wash [Colour Mixing Mode=RGBW] 2.0
LX2	408	4.315	1: Wash [Colour Mixing Mode=RGBW] 2.0
LX2	409	4.347	1: Wash [Colour Mixing Mode=RGBW] 2.0
LX2	410	4.379	1: Wash [Colour Mixing Mode=RGBW] 2.0
LX2	411	4.411	1: Wash [Colour Mixing Mode=RGBW] 2.0
LX2	412	4.443	1: Wash [Colour Mixing Mode=RGBW] 2.0
LX3	413	5.283	1: Wash [Colour Mixing Mode=RGBW] 2.0
LX3	414	5.315	1: Wash [Colour Mixing Mode=RGBW] 2.0
LX3	415	5.347	1: Wash [Colour Mixing Mode=RGBW] 2.0
LX3	416	5.379	1: Wash [Colour Mixing Mode=RGBW] 2.0
LX3	417	5.411	1: Wash [Colour Mixing Mode=RGBW] 2.0
LX3	418	5.443	1: Wash [Colour Mixing Mode=RGBW] 2.0

## 3 Front Moving Wash, Robe Robin SVB1

Location	Channel	Patch	Mode
FOH4	451	15.283	1: Wash [Colour Mixing Mode=RGBW] 2.0
FOH4	452	15.315	1: Wash [Colour Mixing Mode=RGBW] 2.0
FOH4	453	15.347	1: Wash [Colour Mixing Mode=RGBW] 2.0
FOH4	454	15.379	1: Wash [Colour Mixing Mode=RGBW] 2.0
FOH1	455	15.411	1: Wash [Colour Mixing Mode=RGBW] 2.0
FOH1	456	15.443	1: Wash [Colour Mixing Mode=RGBW] 2.0

## 4 Blinders, ETC Source Four PARNel

Location	Channel	Patch	Mode
FOH1	51	1.55	Control
FOH1	52	1.48	Control
FOH1	53	1.43	Control
FOH1	54	1.58	Control
FOH1	55	1.52	Control
FOH1	56	1.45	Control
LX4	57	1.66	Control
LX4	58	1.67	Control

LX4	59	1.68	Control
LX4	60	1.69	Control
LX4	61	1.70	Control
LX4	62	1.71	Control

### 5 Front Specials, ETC Source 4WRD Zoom 25°-50°

Location	Channel	Patch	Mode
FOH4	1	2.1	Control
FOH4	2	2.2	Control
FOH4	3	2.3	Control
FOH4	4	2.4	Control
FOH4	5	2.5	Control
FOH3	6	2.6	Control
FOH3	7	2.7	Control
FOH3	8	2.8	Control
FOH3	9	2.9	Control
FOH3	10	2.10	Control

### 6 Front LED Wash, ETC ColorSource Spot 26° EDLT (Deep Blue)

Location	Channel	Patch	Mode
FOH4	101	2.301	5 Channel
FOH4	102	2.306	5 Channel
FOH4	103	2.311	5 Channel
FOH4	104	2.316	5 Channel
FOH4	105	2.321	5 Channel
FOH3	106	2.326	5 Channel
FOH3	107	2.331	5 Channel
FOH3	108	2.336	5 Channel
FOH3	109	2.341	5 Channel
FOH3	110	2.346	5 Channel

### 6 Front LED Wash, ETC ColorSource Spot Zoom 25°-50°

Location	Channel	Patch	Mode
FOH1	111	2.351	5 Channel Mode
FOH1	112	2.356	5 Channel Mode
FOH1	113	2.361	5 Channel Mode
FOH1	114	2.366	5 Channel Mode
FOH1	115	2.371	5 Channel Mode

## 7 Tips, ETC ColorSource Spot Zoom 25°-50°

Location	Channel	Patch	Mode
FOH1	151	2.391	5 Channel Mode
FOH1	152	2.396	5 Channel Mode
FOH1	153	2.401	5 Channel Mode
FOH1	154	2.406	5 Channel Mode

## 7 Tips, ETC ColorSource Spot Zoom 25°-50° (Deep Blue)

Location	Channel	Patch	Mode
LX1	155	3.475	5 Channel
LX1	156	3.480	5 Channel
LX2	157	4.475	5 Channel
LX2	158	4.480	5 Channel
LX3	159	5.475	5 Channel
LX3	160	5.480	5 Channel
LX4	161	6.475	5 Channel
LX4	162	6.480	5 Channel
LX5	163	7.475	5 Channel
LX5	164	7.480	5 Channel

## 8 TOPS, ETC ColorSource Fresnel V MAX

Location	Channel	Patch	Mode
FOH1	301	2.485	6 Channel
FOH1	302	2.491	6 Channel
FOH1	303	2.497	6 Channel
LX1	304	3.485	6 Channel
LX1	305	3.491	6 Channel
LX1	306	3.497	6 Channel
LX2	307	4.485	6 Channel
LX2	308	4.497	6 Channel
LX2	309	4.491	6 Channel
LX3	310	5.485	6 Channel
LX3	311	5.491	6 Channel
LX3	312	5.497	6 Channel
LX4	313	6.485	6 Channel
LX4	314	6.491	6 Channel
LX4	315	6.497	6 Channel
LX5	316	7.485	6 Channel
LX5	317	7.497	6 Channel
LX5	318	7.491	6 Channel

## 9 Battens, Elation Chorus Line 16

Location	Channel	Patch	Mode
LX2	601	9.1	Extended 1.12
LX3	602	9.79	Extended 1.12
LX3	603	9.157	Extended 1.12
LX2	604	9.235	Extended 1.12
LX4	605	9.313	Extended 1.12
LX5	606	10.1	Extended 1.12
LX5	607	10.79	Extended 1.12
LX4	608	9.391	Extended 1.12

## 10 Cyc Light, Chroma-Q Color Force II 72

Location	Channel	Patch	Mode
LX6	501	8.1	RGBA [Strobe Options=Strobe OFF] [Grouping Options=x2]
LX6	502	8.49	RGBA [Strobe Options=Strobe OFF] [Grouping Options=x2]
LX6	503	8.97	RGBA [Strobe Options=Strobe OFF] [Grouping Options=x2]
LX6	504	8.145	RGBA [Strobe Options=Strobe OFF] [Grouping Options=x2]
LX6	505	8.193	RGBA [Strobe Options=Strobe OFF] [Grouping Options=x2]
LX6	506	8.241	RGBA [Strobe Options=Strobe OFF] [Grouping Options=x2]
LX6	507	8.289	RGBA [Strobe Options=Strobe OFF] [Grouping Options=x2]
LX6	508	8.337	RGBA [Strobe Options=Strobe OFF] [Grouping Options=x2]